

Simple Sentences (ab)

Word Bank

lab

crab

cab

lab

Name _____

Read each sentence below, saying the -ab picture names as you read. Rewrite the sentence and change each picture to a word. Illustrate the sentences on the back of your paper.

1. We took a  to the .

2. A  lives in the sand.

3. Sam has a  named Gabby.

Simple Sentences (ace)

Word Bank
race
space
face

Name _____

Read each sentence below, saying the -ace picture names as you read. Rewrite the sentence and change each picture to a word. Illustrate the sentences on the back of your paper.

1. "Do you like my funny ?" asked Grace.

2. Jace ran fast and won the .



3. I lost my tooth and now I have a .


Simple Sentences (ail)


Word Bank
pail
sail
snail
nail

Name _____

Read each sentence below, saying the -ail picture names as you read. Rewrite the sentence and change each picture to a word. Illustrate the sentences on the back of your paper.

1. There's a little  in the .

2. Let's go for a  on Saturday.

3. I can hit the  with a hammer.

Simple Sentences (ain)

Word Bank
rain
brain
train

Name _____

Read each sentence below, saying the -ain picture names as you read. Rewrite the sentence and change each picture to a word. Illustrate the sentences on the back of your paper.

1. We went for a ride on a  .

2. Is it going to  today?

3. The teacher said to use my  .

Simple Sentences (air)

Word Bank
hair
chair
fair

Name _____

Read each sentence below, saying the -air picture names as you read. Rewrite the sentence and change each picture to a word. Illustrate the sentences on the back of your paper.

1. Goldilocks broke Baby Bear's  .

2. I like the rides at the   .

3. My best friend has blond  .

Simple Sentences (ale)

Word Bank
whale
sale
scale

Name _____

Read each sentence below, saying the -ale picture names as you read. Rewrite the sentence and change each picture to a word. Illustrate the sentences on the back of your paper.

1. The nurse asked me to step on the  .

2. My class went on a  watching trip.

3. Zale's is having a Mother's Day  .

Simple Sentences (all)

Word Bank

call
tall
wall
mall
ball

Name _____

Read each sentence below, saying the -all picture names as you read. Rewrite the sentence and change each picture to a word. Illustrate the sentences on the back of your paper.

1. Dad made a  to the store in the .

2. The  man likes to play .

3. All of the men made a  in the backyard.

Simple Sentences (am)

Word Bank

tram
swam
ham
dam
jam

Name _____

Read each sentence below, saying the -am picture names as you read. Rewrite the sentence and change each picture to a word. Illustrate the sentences on the back of your paper.

1. We had  and  for dinner.

2. Sam rode the  to the .

3. Pam  in the pool.

Simple Sentences (ame)


Word Bank
lame
game
flame

Name _____

Read each sentence below, saying the -ame picture names as you read. Rewrite the sentence and change each picture to a word. Illustrate the sentences on the back of your paper.

1. I melted marshmallows over the  .

2. Pin the Tail on the Donkey is a  .

3. When I hurt my foot I was  for a while.

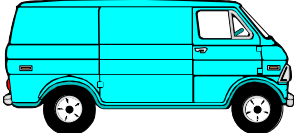
Simple Sentences (an)

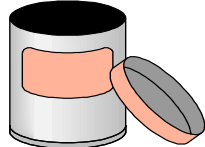

Word Bank

can
ran
fan
pan
van

Name _____

Read each sentence below, saying the -an picture names as you read. Rewrite the sentence and change each picture to a word. Illustrate the sentences on the back of your paper.

1. The man  to his  .

2. Nan put the  in the  .

3. Jan and Stan have a blue  .

Simple Sentences (and)

Word Bank
land
sand
band

Name _____

Read each sentence below, saying the -and picture names as you read. Rewrite the sentence and change each picture to a word. Illustrate the sentences on the back of your paper.

1. My little brother likes to play in the  .

2. When I grow up I want to play in a  .

3. We saw my Grandma's plane  .

Simple Sentences (ap)



Word Bank

cap
map
nap
clap

Name _____

Read each sentence below, saying the -ap picture names as you read. Rewrite the sentence and change each picture to a word. Illustrate the sentences on the back of your paper.

1. I can snap and I can  .

2. Do you have your  and your  ?

3. My baby brother takes a  .

Simple Sentences (ark)

Word Bank
shark
park
bark

Name _____

Read each sentence below, saying the -ark picture names as you read. Rewrite the sentence and change each picture to a word. Illustrate the sentences on the back of your paper.

1. Clark likes to play in the  .

2. Did you hear Mark's dog  ?

3. I have never seen a  .

Simple Sentences (art)

Word Bank
art
chart
mart
cart

Name _____

Read each sentence below, saying the -art picture names as you read. Rewrite the sentence and change each picture to a word. Illustrate the sentences on the back of your paper.

1. We use a  in the  .

2. Bart made a nice  .

3. My friend and I work together in  .

Simple Sentences (ash)


Word Bank
splash
trash
crash
cash

Name _____

Read each sentence below, saying the -ash picture names as you read. Rewrite the sentence and change each picture to a word. Illustrate the sentences on the back of your paper.

1. Please take out the  .

2. We need  to pay for the  !

3. My friend likes to  .

Simple Sentences (at)

Word Bank

rat


cat

bat

hat

Name _____

Read each sentence below, saying the -at picture names as you read. Rewrite the sentence and change each picture to a word. Illustrate the sentences on the back of your paper.

1. Matt gave his  a hug.

2. A  and a  are not the same.

3. My dad has a big black  .

Simple Sentences (ate)

Word Bank
late
skate
date
crate
plate

Name _____

Read each sentence below, saying the -ate picture names as you read. Rewrite the sentence and change each picture to a word. Illustrate the sentences on the back of your paper.

1. Do you have a  to  ?

2. Nate was  for his date with Kate!

3. Please pack the last  in the .

Simple Sentences (ay)

Word Bank
birthday cake
spray
hay

Name _____

Read each sentence below, saying the -ay picture names as you read. Rewrite the sentence and change each picture to a word. Illustrate the sentences on the back of your paper.

1. The farmer let us play in the  .

2. Ray blew out the candles on his  .

3. Dad says that I may not use  paint.

Simple Sentences (eck)

Word Bank
wreck
check
peck
turtleneck

Name _____

Read each sentence below, saying the -eck picture names as you read. Rewrite the sentence and change each picture to a word. Illustrate the sentences on the back of your paper.

1. Mr. Beck wrote a  to pay for the .

2. My  shirt tickles my neck!

3. The hen likes to  for bugs.

Simple Sentences (ed)

Word Bank
shed
red
moped
fed
sled

Name _____

Read each sentence below, saying the -ed picture names as you read. Rewrite the sentence and change each picture to a word. Illustrate the sentences on the back of your paper.

1. I got a new   !

2. There's a  in the  .

3. The mama bird  her babies this morning.

Simple Sentences (ell)

Word Bank
bell
spell
yell

Name _____

Read each sentence below, saying the -ell picture names as you read. Rewrite the sentence and change each picture to a word. Illustrate the sentences on the back of your paper.

1. My teacher doesn't  at us.

2. She rings the  to tell us to listen.


3. Nell uses blocks to  words.


Simple Sentences (en)

Word Bank
ten
hen
men
playpen

Name _____

Read each sentence below, saying the -en picture names as you read. Rewrite the sentence and change each picture to a word. Illustrate the sentences on the back of your paper.

1. Ben has a white  .

2. Baby Gwen is in the  .

3. There were **10**  in the den.

Simple Sentences (est)

Word Bank
rest
nest
chest

Name _____

Read each sentence below, saying the -est picture names as you read. Rewrite the sentence and change each picture to a word. Illustrate the sentences on the back of your paper.

1. The prize for the contest was a  .

2. Dad took his test and then had to  .


3. The bird sings her best in her  .

Simple Sentences (et)


Word Bank
sunset
wet
vet
jet

Name _____

Read each sentence below, saying the -et picture names as you read. Rewrite the sentence and change each picture to a word. Illustrate the sentences on the back of your paper.

1. The  left at  .

2. Bret took his cat to the  .



3. I bet that my dress is still  !

Simple Sentences (ice)

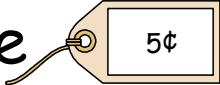

Word Bank
price
rice
ice
slice
twice

Name _____

Read each sentence below, saying the -ice picture names as you read. Rewrite the sentence and change each picture to a word. Illustrate the sentences on the back of your paper.

1. May I have a  of bread and more  ?

2. You get to roll the  twice!

3. What is the  on the  ?

Simple Sentences (ig)

Word Bank
guinea pig
pig
rig
dig

Name _____

Read each sentence below, saying the -ig picture names as you read. Rewrite the sentence and change each picture to a word. Illustrate the sentences on the back of your paper.

1. Farmer Grig has a pink  .

2. A  likes to dig.

3. My friend Trig drives a big  .

Simple Sentences (ill)

Word Bank

grill


spill

ill

chill

Name _____

Read each sentence below, saying the -ill picture names as you read. Rewrite the sentence and change each picture to a word. Illustrate the sentences on the back of your paper.

1. Jill, please don't  the milk!

2. Bill works at a Bar-B-Q  .

3. Phil got a  and then he was  .

Simple Sentences (in)

Word Bank
chin
violin
twin

Name _____

Read each sentence below, saying the -in picture names as you read. Rewrite the sentence and change each picture to a word. Illustrate the sentences on the back of your paper.

1. Darrin had a silly  on his face.

2. Finn is pointing to his .

3. The   girls play the .

Simple Sentences (ing)



Word Bank
sing
king
ring
swing

Name _____

Read each sentence below, saying the -ing picture names as you read. Rewrite the sentence and change each picture to a word. Illustrate the sentences on the back of your paper.

1. The  gave the queen a  .

2. Bing loves to  Christmas music.



3. You can  until you hear the bell  .

Simple Sentences (ink)

Word Bank
shrink
think
drink
ink
sink

Name _____

Read each sentence below, saying the -ink picture names as you read. Rewrite the sentence and change each picture to a word. Illustrate the sentences on the back of your paper.

1. Put your  by the  .

2. I  my pen is out of  .

3. The snowman will  in the sun!

Simple Sentences (ip)

Word Bank

trip
chip
drip
dip
ship

Name _____

Read each sentence below, saying the -ip picture names as you read. Rewrite the sentence and change each picture to a word. Illustrate the sentences on the back of your paper.

1. A  can make you .

2. The  is good with a crunchy .

3. Let's take a trip on a .

Simple Sentences (it)

Word Bank
split
knit
hit

Name _____

Read each sentence below, saying the -it picture names as you read. Rewrite the sentence and change each picture to a word. Illustrate the sentences on the back of your paper.

1. My grandma Kit knows how to



.

2. His sister, Brit, can do a



.

3. He



him with it!

Simple Sentences (oat)

Word Bank
rowboat
float
coat
sailboat
moat

Name _____

Read each sentence below, saying the -oat picture names as you read. Rewrite the sentence and change each picture to a word. Illustrate the sentences on the back of your paper.

1. Can you  in the castle  ?

2. Can you sail a  or row a  ?

3. Don't forget to wear your  !

Simple Sentences (ock)

Word Bank

lock

dock

sock

knock

Name _____

Read each sentence below, saying the -ock picture names as you read. Rewrite the sentence and change each picture to a word. Illustrate the sentences on the back of your paper.

1. The door has a , so you have to  .

2. Can you help Brock find his red  ?

3. Sherlock likes to fish from the  .

log

jog

hog

dog

frog

Simple Sentences (og)

Name _____

Read each sentence below, saying the -og picture names as you read. Rewrite the sentence and change each picture to a word. Illustrate the sentences on the back of your paper.

1. My mom likes to  with the  .

2. A big green  sat on a  .

3. A  sits in the mud.


Simple Sentences (op)

Word Bank
mop
cop
lollipop
stop
top

Name _____

Read each sentence below, saying the -op picture names as you read. Rewrite the sentence and change each picture to a word. Illustrate the sentences on the back of your paper.

1. The  said to .

2. My pop doesn't like to  the floor.

3. Mom, may I get a  and a  ?

Simple Sentences (ort)

Word Bank
airport
fort
short

Name _____

Read each sentence below, saying the -ort picture names as you read. Rewrite the sentence and change each picture to a word. Illustrate the sentences on the back of your paper.

1. Let's make a  in our room!

2. We picked up Uncle Mort at the  .

3. He is a very  man.

Word Bank


rose
pose
hose
nose

Simple Sentences (ose)

Name _____

Read each sentence below, saying the -ose picture names as you read. Rewrite the sentence and change each picture to a word. Illustrate the sentences on the back of your paper.

1. Please water the  bush with the  .

2. Do you suppose you can  with a smile?

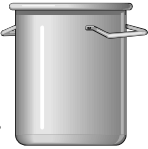

3. That man has a large  .


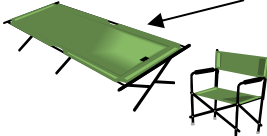
Simple Sentences (ot)

Word Bank
knot
hot
spot
pot
cot

Name _____

Read each sentence below, saying the -ot picture names as you read. Rewrite the sentence and change each picture to a word. Illustrate the sentences on the back of your paper.

1. The  is very  !

2. There's a  on the  .

3. I have a  in my shoe.

Word Bank
shout
scout
snout
trout


Simple Sentences (out)

Name _____

Read each sentence below, saying the -out picture names as you read. Rewrite the sentence and change each picture to a word. Illustrate the sentences on the back of your paper.

1. The boy  caught a  .

2. You don't have to  about it!

3. A pig's nose is called  .

Simple Sentences (ow)

Word Bank

meow

plow


cow

sow

Name _____

Read each sentence below, saying the -ow picture names as you read. Rewrite the sentence and change each picture to a word. Illustrate the sentences on the back of your paper.

1. We saw a  and a  on the farm.

2. There was a big  and her piglets, too.

3. The barn cat said  .

Simple Sentences (ow)

Word Bank
row
mow
scarecrow
crow

Name _____

Read each sentence below, saying the -ow picture names as you read. Rewrite the sentence and change each picture to a word. Illustrate the sentences on the back of your paper.

1. Mama Bear said, "Do not  my flowers!"

2. Do they know how to  that boat?

3. A  doesn't like a  .

Simple Sentences (ub)

Word Bank
sub
shrub
tub
scrub
cub

Name _____

Read each sentence below, saying the -ub picture names as you read. Rewrite the sentence and change each picture to a word. Illustrate the sentences on the back of your paper.

1. Dad likes to sing and  in the .

2. A tiger  hides behind the .

3.  and  are spelled the same way.


Simple Sentences (uck)

Word Bank
duck
truck
potluck

Name _____

Read each sentence below, saying the -uck picture names as you read. Rewrite the sentence and change each picture to a word. Illustrate the sentences on the back of your paper.

1. Buck drives a big blue dump  .

2. A hen says, "cluck," and a  says, "quack."

3. Don't say yuck at the  supper.

Simple Sentences (ug)



Word Bank
mug dug
bug
slug
rug
jug

Name _____

Read each sentence below, saying the -ug picture names as you read. Rewrite the sentence and change each picture to a word. Illustrate the sentences on the back of your paper.

1. There's a  on the  !

2. Pour milk from the  into Mom's  .

3. Dad  a hole and found a red  .
