

## -ink Word Family List

blink

link

stink

brink

mink

think\*

clink

pink

wink

drink

rink

hoodwink

fink

shrink

ink

sink

kink

slink

# I Think I Love This Sink!


Cherry Carl

I think, I think, I love this sink!

Soapy bubbles grow and shrink.

Some are green and some are pink.

I just don't like the soapy stink!





# I'm Shrinking!


Handwriting practice lines consisting of solid top and bottom lines with a dashed middle line. There are ten sets of these lines for writing practice.

Name \_\_\_\_\_

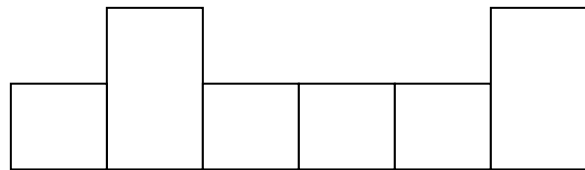
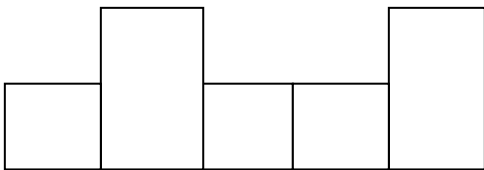
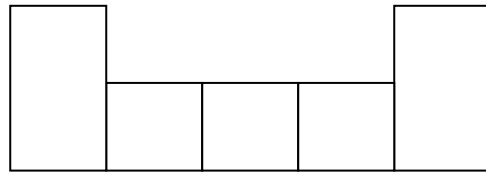
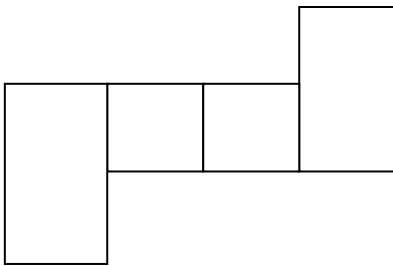
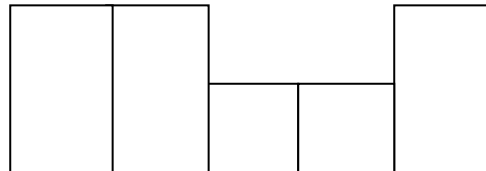
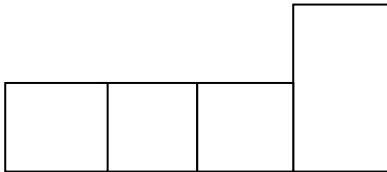
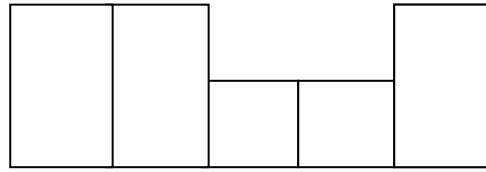
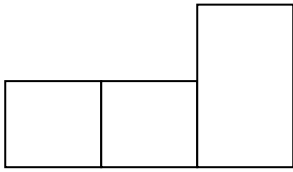


# ink Cut and Paste

ink		drink	
shrink		think	
stink		slink	
sink		sink	



# Configuration Station (ink)



## Word Bank

ink  
drink  
mink

blink  
stink  
shrink

think  
pink



# Cloze the Gap! (ink)



Read the following sentences, saying the word "drink" when you come to a blank space. Use words from the *ink* family to fill in the blanks and make sense. Reread your sentences to double check your choices!

1. It's fun to \_\_\_\_\_ milk with a straw.
2. My favorite color is \_\_\_\_\_ bubble gum.
3. The birthday party was at a skating \_\_\_\_\_.
4. Can you \_\_\_\_\_ with one eye?
5. I love to color with \_\_\_\_\_ pens, don't you?
6. Please put your dishes in the kitchen \_\_\_\_\_.
7. Our teacher said to \_\_\_\_\_ of a good idea for a story.
8. A \_\_\_\_\_ is a soft, furry animal.
9. Hot water will make your sweater \_\_\_\_\_.
10. Loud noises make me \_\_\_\_\_.
11. Dad worked too hard and says he has a \_\_\_\_\_ in his back.

## Word Bank

pink                  blink                  ink                  wink                  mink  
drink                  rink                  sink                  shrink                  think  
kink

Name \_\_\_\_\_



Say the name of each picture. If the picture belongs in the -ink family and rhymes with think, add -ink to finish writing the word.



th




w



dr




fr



s



shr



s




st




fl

# X's and O's



Directions for teacher/parent: Students circle each picture that ends with the -ink rime. They make an x on each picture that does not end with the -ink rime.


# More X's and O's



---

---

---



---

---

---



---

---

---



---

---

---



---

---

---



---

---


---



---

---

---



---

---

---




---

---

---

Directions to teacher/parent: Students circle each picture that ends with the -ink rime and write the word in the box. If the picture does not end with the -ink rime, students make an x over the picture.



# Alphabet Avenue

Place the words below in alphabetical order.









1	_____	7	_____
	-----		-----
	_____		_____
2	_____	8	_____
	-----		-----
	_____		_____
3	_____	9	_____
	-----		-----
	_____		_____
4	_____	10	_____
	-----		-----
	_____		_____
5	_____	11	_____
	-----		-----
	_____		_____
6	_____	12	_____
	-----		-----
	_____		_____

WORD BANK					
ink	drink	sink	kink	pink	clink
think	wink	mink	rink	blink	link

Name \_\_\_\_\_



Say the name of each picture. Read the words and circle the word that names the picture. Write the word underneath the picture. Make a picture for the last word.

 <p>think      thank</p> <hr/> <hr/> <hr/>	 <p>wind      wink</p> <hr/> <hr/> <hr/>	 <p>drink      dream</p> <hr/> <hr/> <hr/>
 <p>sand      sink</p> <hr/> <hr/> <hr/>	 <p>stink      slink</p> <hr/> <hr/> <hr/>	 <p>song      sink</p> <hr/> <hr/> <hr/>
 <p>ink      sink</p> <hr/> <hr/> <hr/>	 <p>shriek      shrink</p> <hr/> <hr/> <hr/>	<p>pink</p> <hr/> <hr/> <hr/>

# ink Word Search



s	h	r	i	n	k	e	p	c	a
t	a	i	f	c	g	l	i	n	k
i	z	n	j	v	k	y	n	o	f
n	c	k	u	s	i	n	k	a	e
k	f	o	w	z	n	j	c	g	d
a	t	h	i	n	k	q	y	z	r
e	g	v	n	a	f	u	o	c	i
m	i	n	k	e	y	v	q	a	n
c	j	a	o	z	s	l	i	n	k
b	l	i	n	k	g	f	a	e	c

think  
slink

sink  
mink  
link

drink  
shrink  
pink






wink  
kink  
blink

stink  
rink

Name \_\_\_\_\_

# -ink See, Say, Spell and Write



	<hr/> <hr/> <hr/>
	<hr/> <hr/> <hr/>
	<hr/> <hr/> <hr/>
	<hr/> <hr/> <hr/>
	<hr/> <hr/> <hr/>
	<hr/> <hr/> <hr/> <p>blink</p>

Name \_\_\_\_\_



Look at the picture in each box. Circle the word that matches the picture. Write the word on the lines.

1.



drink  
dunk

\_\_\_\_\_

-----

\_\_\_\_\_

2.



send  
sink

\_\_\_\_\_

-----

\_\_\_\_\_

3.



ink  
drink

\_\_\_\_\_

-----

\_\_\_\_\_

4.



wink  
wind

\_\_\_\_\_

-----

\_\_\_\_\_

5.



sink  
stink

\_\_\_\_\_

-----

\_\_\_\_\_

# Suffix City

## The ink Family

Look at the root words on the left.

Use your magnetic letters to add -s, -ed, and -ing to make new words.

Write the new words in the boxes below.

\*Some of the words have an irregular past tense. One is done for you.

Root Word	-s	-ed*	-ing
drink		drank	
blink			
sink			
shrink			
wink			
stink			
think			



It's shrinking!  
It shrank!

# Cloze the Gap: The ink Family


Use your out Suffix City worksheet to help you fill in the blanks below.

1. I \_\_\_\_\_ my boat in the bathtub last night.
2. Dad \_\_\_\_\_ Mom's sweater in the wash!
3. Those skunks really \_\_\_\_\_ when the dog barked!
4. That elephant \_\_\_\_\_ water with its trunk.
5. Mom says that my clothes are \_\_\_\_\_.
6. My big brother is \_\_\_\_\_ out of the milk carton.
7. Grandpa always \_\_\_\_\_ at me when he makes a joke.
8. There's a movie called, *Honey, I \_\_\_\_\_ the Kids!*
9. Why is that yellow light \_\_\_\_\_ ?
10. I \_\_\_\_\_ about going with you to the movie.



ink Partner Puzzle

drink



wink




think




shrink



sink



stink




# Score With Scrabble!

SCORE

B <sub>3</sub>	L <sub>1</sub>	I <sub>1</sub>	N <sub>1</sub>	K <sub>5</sub>	
D <sub>2</sub>	R <sub>1</sub>	I <sub>1</sub>	N <sub>1</sub>	K <sub>5</sub>	
L <sub>1</sub>	I <sub>1</sub>	N <sub>1</sub>	K <sub>5</sub>		
M <sub>3</sub>	I <sub>1</sub>	N <sub>1</sub>	K <sub>5</sub>		
P <sub>3</sub>	I <sub>1</sub>	N <sub>1</sub>	K <sub>5</sub>		
R <sub>1</sub>	I <sub>1</sub>	N <sub>1</sub>	K <sub>5</sub>		
S <sub>1</sub>	H <sub>4</sub>	R <sub>1</sub>	I <sub>1</sub>	N <sub>1</sub>	K <sub>5</sub>
R <sub>1</sub>	I <sub>1</sub>	N <sub>1</sub>	K <sub>5</sub>		
S <sub>1</sub>	H <sub>4</sub>	R <sub>1</sub>	I <sub>1</sub>	N <sub>1</sub>	K <sub>5</sub>
S <sub>1</sub>	I <sub>1</sub>	N <sub>1</sub>	K <sub>5</sub>		
T <sub>1</sub>	H <sub>4</sub>	I <sub>1</sub>	N <sub>1</sub>	K <sub>5</sub>	
Total					

# -ink Family Word Slide



-ink Family Word Slide  
(Sound Blending)

Print on vellum, cut, and laminate for durability. Cut the top and bottom slits to the left of the rime chunk for the slide. Model proper use for students: blending to form and say new words.

bl

br

cl

dr

l



m

p

r

shr

s



sl

st

th

w




think



think



drink




drink



pink



sink



wink



ink



shrink



shrink



stink




slink



# -ink Words and Pictures for Sorts


-ink Pictures and Words



# think

-ink Pictures and Words

-ink Pictures and Words



# drink

-ink Pictures and Words


-ink Pictures and Words



# drink

-ink Pictures and Words

-ink Pictures and Words



# sink

-ink Pictures and Words

# -ink Words and Pictures for Sorts

-ink Pictures and Words



-ink Pictures and Words

# wink

-ink Pictures and Words



-ink Pictures and Words

# ink

-ink Pictures and Words



-ink Pictures and Words

# shrink

-ink Pictures and Words



-ink Pictures and Words

# stink

# -ink Words and Pictures for Sorts

-ink Pictures and Words



-ink Pictures and Words

pink

-ink Pictures and Words



-ink Pictures and Words

slink

-ink Pictures and Words



-ink Pictures and Words


shrink

-ink Pictures and Words



-ink Pictures and Words

think



\_\_\_\_\_ ink


\_\_\_\_\_ ink

\_\_\_\_\_ ink

\_\_\_\_\_ ink

\_\_\_\_\_ ink

\_\_\_\_\_ ink




-ink family

\_\_\_\_\_ink      \_\_\_\_\_ink

\_\_\_\_\_ink      \_\_\_\_\_ink

\_\_\_\_\_ink      \_\_\_\_\_ink

\_\_\_\_\_ink      \_\_\_\_\_ink



-ink family

\_\_\_\_\_ink      \_\_\_\_\_ink

\_\_\_\_\_ink      \_\_\_\_\_ink

\_\_\_\_\_ink      \_\_\_\_\_ink

\_\_\_\_\_ink      \_\_\_\_\_ink




## Word Family (-ink)

blink, brink, clink, drink, ink, kink, link, mink, pink, rink,  
shrink, sink, slink, stink, think, wink

Write sentences or a story with -ink words of your choice.

Handwriting practice lines consisting of solid top and bottom lines with a dashed middle line. There are eight sets of these lines provided for writing.



My ink Book



My ink Book