

## -ind Word Family List

bind

mind

unkind

blind

rind

unwind

find\*

wind

grind

behind

kind

remind



# Behind!

Cherry Carl


Sometimes I find  
That work is a grind,  
And then it's late and I'm behind!  
Will someone please be ever so kind,  
And take the time to gently remind  
Those of us really mind  
Staying up late and being behind!

Name \_\_\_\_\_



# ind Cut and Paste






wind		unwind	
behind		find	
bind		blind	
mind		remind	



Name \_\_\_\_\_



# ind See, Say, Spell and Write

	<hr/> <hr/> <hr/>
	<hr/> <hr/> <hr/>
	<hr/> <hr/> <hr/>
	<hr/> <hr/> <hr/>
	<hr/> <hr/> <hr/>
	<hr/> <hr/> <hr/> <p>kind</p>


Name \_\_\_\_\_




Say the name of each picture. If the picture belongs in the -ind family and rhymes with find, add -ind to finish writing the word.



bl



ch



cr



v



b



sp



m



f



w

Name \_\_\_\_\_



Look at the picture in each box. Circle the word that matches the picture. Write the word on the lines.

1.




mind  
mend

\_\_\_\_\_

-----

\_\_\_\_\_

2.



blend  
blind

\_\_\_\_\_

-----

\_\_\_\_\_

3.



find  
fond

\_\_\_\_\_

-----

\_\_\_\_\_

4.



bend  
bind

\_\_\_\_\_

-----

\_\_\_\_\_

5.



wind  
wand

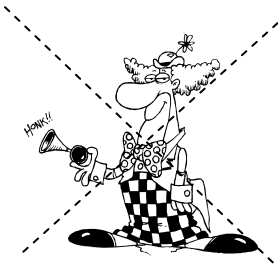











\_\_\_\_\_

-----

\_\_\_\_\_

# X's and O's












Directions for teacher/parent: Students circle each picture that ends with the *-ind* rime. They make an x on each picture that does not end with the *ind* rime.

# More X's and O's



 _____ _____ _____	 _____ _____ _____	 _____ _____ _____
 _____ _____ _____	 _____ _____ _____	 _____ _____ _____
 _____ _____ _____	 _____ _____ _____	 _____ _____ _____

Directions to teacher/parent: Students circle each picture that ends with the *-ind* rime and write the word in the box. If the picture does not end with the *-ind* rime, students make an x over the picture.



# Cloze the Gap! (ind)

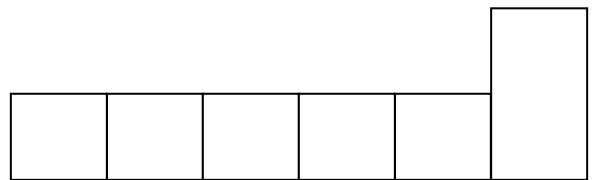
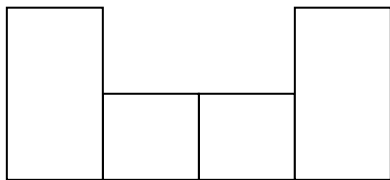
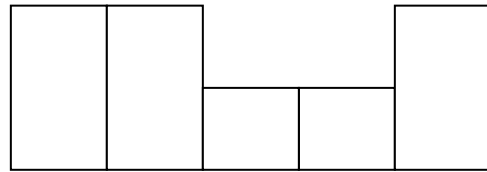
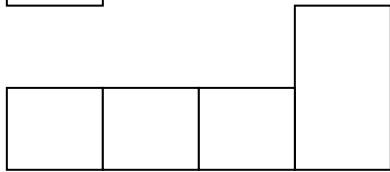
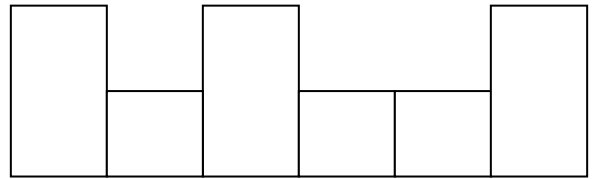
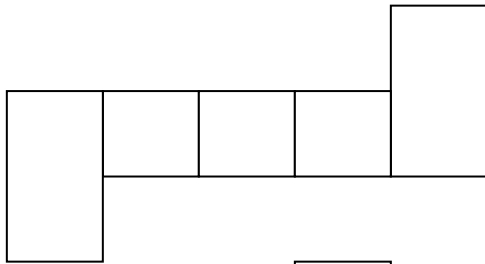


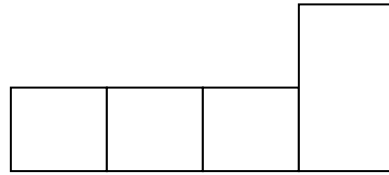
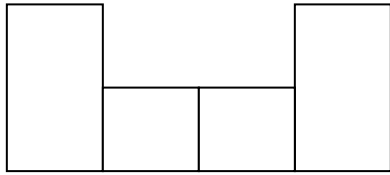
Read the following sentences, saying the word "find" when you come to a blank space. Use words from the *ind* family to fill in the blanks and make sense. Reread your sentences to double check your choices!

1. My teacher can \_\_\_\_\_ my pages into a book.
2. The sun can \_\_\_\_\_ you if you look at it too long.
3. Where did you \_\_\_\_\_ the missing piece?
4. Dad likes to \_\_\_\_\_ beans for his coffee.
5. What \_\_\_\_\_ of ice cream do you want?
6. \_\_\_\_\_ means the same as being nice and friendly.
7. Our team was \_\_\_\_\_ for a while, but we won!
8. Mom tells us to \_\_\_\_\_ our manners at the table.
9. Don't forget to \_\_\_\_\_ your alarm clock.
10. I changed my \_\_\_\_\_ about reading that book.
11. Please \_\_\_\_\_ me to bring my homework.
12. I sit \_\_\_\_\_ my best friend at school.

## Word Bank

find	bind	remind	grind	wind
kind	mind	blind	behind	mind
behind	kind			

# Configuration Station (ind)



Word Bank			
bind	rind	mind	find
grind	blind	kind	wind
	behind	remind	





# ind Word Search

b	l	i	n	d	a	f	i	n	d
i	a	j	o	z	v	p	u	l	c
n	c	l	s	g	r	i	n	d	j
d	p	v	u	y	i	a	w	z	o
a	j	z	m	c	n	l	i	v	r
l	o	k	i	n	d	p	n	c	e
c	v	s	n	a	o	j	d	z	m
w	i	n	d	l	u	p	c	a	i
j	p	z	u	a	v	s	o	l	n
a	c	o	j	b	e	h	i	n	d

unwind  
behind

blind  
remind

find  
rind

grind  
wind


bind  
mind

kind

# Score With Scrabble!

SCORE

B <sub>3</sub>	I <sub>1</sub>	N <sub>1</sub>	D <sub>2</sub>			
B <sub>3</sub>	L <sub>1</sub>	I <sub>1</sub>	N <sub>1</sub>	D <sub>2</sub>		
F <sub>4</sub>	I <sub>1</sub>	N <sub>1</sub>	D <sub>2</sub>			
G <sub>2</sub>	R <sub>1</sub>	I <sub>1</sub>	N <sub>1</sub>	D <sub>2</sub>		
M <sub>3</sub>	I <sub>1</sub>	N <sub>1</sub>	D <sub>2</sub>			
R <sub>1</sub>	I <sub>1</sub>	N <sub>1</sub>	D <sub>2</sub>			
W <sub>4</sub>	I <sub>1</sub>	N <sub>1</sub>	D <sub>2</sub>			
B <sub>3</sub>	E <sub>1</sub>	H <sub>4</sub>	I <sub>1</sub>	N <sub>1</sub>	D <sub>2</sub>	
R <sub>1</sub>	E <sub>1</sub>	M <sub>3</sub>	I <sub>1</sub>	N <sub>1</sub>	D <sub>2</sub>	
U <sub>1</sub>	N <sub>1</sub>	K <sub>5</sub>	I <sub>1</sub>	N <sub>1</sub>	D <sub>2</sub>	
U <sub>1</sub>	N <sub>1</sub>	W <sub>4</sub>	I <sub>1</sub>	N <sub>1</sub>	D <sub>2</sub>	
Total						



# Alphabet Avenue

Place the words below in alphabetical order.

1		7	
2		8	
3		9	
4		10	
5		11	
6		12	


WORD BANK					
find	behind	rind	remind	grind	unkind
mind	bind	kind	wind	blind	unwind

ind Partner Puzzle

find



blind



bind




mind



grind



wind




find



find



rind



blind



find



mind



bind



bind




wind



grind



behind



behind



behind



behind



remind




unwind



# ind Words and Pictures for Sorts and Stuff

-ind Pictures and Words



-ind Pictures and Words

# find


-ind Pictures and Words



-ind Pictures and Words

# find

-ind Pictures and Words



-ind Pictures and Words

# rind

-ind Pictures and Words



-ind Pictures and Words

# blind

-ind Pictures and Words



-ind Pictures and Words

mind

-ind Pictures and Words



-ind Pictures and Words

bind

-ind Pictures and Words



-ind Pictures and Words

bind

--ind Pictures and Words



-ind Pictures and Words

wind


-ind Pictures and Words



--ind Pictures and Words

grind

--ind Pictures and Words



--ind Pictures and Words

behind

--ind Pictures and Words



--ind Pictures and Words

remind

--ind Pictures and Words



--ind Pictures and Words

unwind

# ind Family Word Slide

\_\_\_\_\_ ind \_\_\_\_\_



ind Family Word Slide  
(Sound Blending)

Print on vellum, cut, and laminate for durability. Cut the top and bottom slits to the left of the rime chunk for the slide. Model proper use for students: blending to form and say new words.

b

bl

f

gr

k

m








r

w



# What's it Worth? (-ind)

(cut, spell, glue and add)

			i 1	n 2	d 2	
						
						
						
						

w  
6

b  
3

f  
5

m  
4

l  
5

i  
1  
i  
1

i  
1  
i  
1

n  
2

n  
2

n  
2

n  
2

d  
2

d  
2

d  
2

d  
2



My ind Book



My ind Book



## ind Family Stationery

bind, blind, find, grind, kind, mind, rind, wind,  
behind, remind, unkind, unwind

Write sentences or a story with -ind words of your choice.

Handwriting practice lines consisting of solid top and bottom lines with a dashed middle line. There are seven sets of these lines provided for writing.



\_\_\_\_\_ ind

\_\_\_\_\_ ind

\_\_\_\_\_ ind

\_\_\_\_\_ ind

\_\_\_\_\_ ind

\_\_\_\_\_ ind