



-ide Word Family List

bride

ride*

decide

chide

side

collide

glide

slide

divide

wide

snide

inside

guide

stride

outside

hide

tide

pride

beside

Inside! Outside!

by Cherry Carl

Inside? Outside?

Deep or Wide?

Should I swing or use the slide?

Should I seek or should I hide?

Add, subtract, or just divide?

Maybe I should take a ride!

Inside? Outside?

Can't decide!

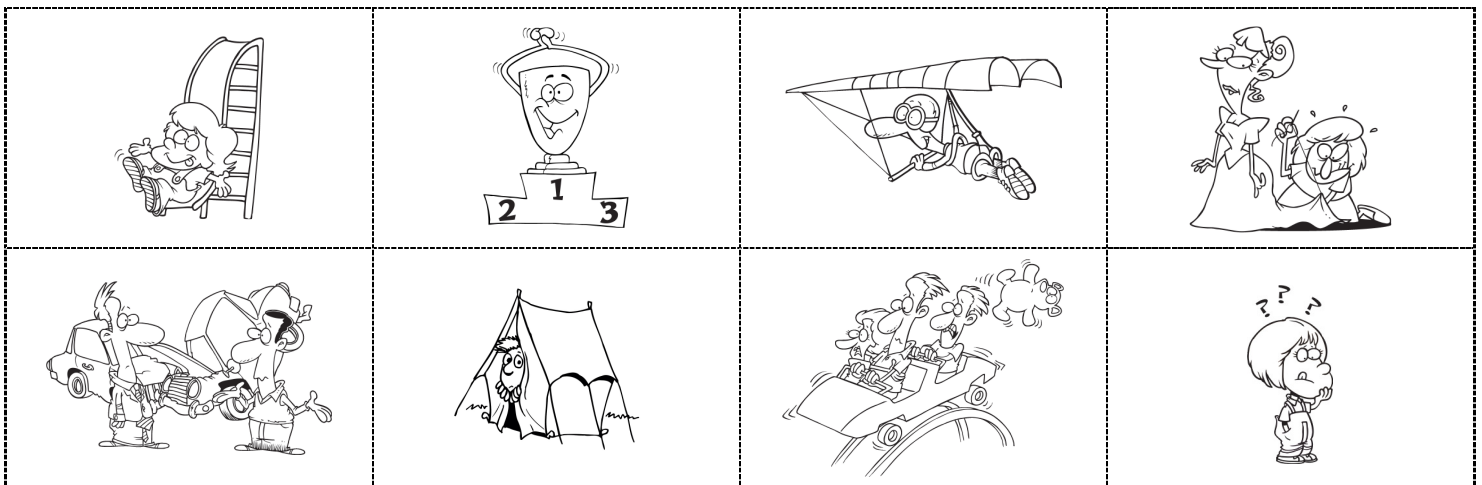


Name _____



ide Cut and Paste

bride		ride	
glide		tide	
collide		decide	
pride		slide	



Name _____



ide See, Say, Spell and Write

A black and white line drawing of a man with a mustache and glasses, wearing a suit, sitting inside a tent and reading a book.	<hr/> <hr/> <hr/>
A black and white line drawing of a man wearing a helmet and goggles, skydiving with a parachute.	<hr/> <hr/> <hr/>
A black and white line drawing of a woman with glasses sitting on a chair, holding a book or a small object.	<hr/> <hr/> <hr/>
A black and white line drawing of a woman in a dress and a man in a suit standing together.	<hr/> <hr/> <hr/>
A black and white line drawing of a man driving a car, with a speech bubble coming from the car.	<hr/> <hr/> <hr/>
	<hr/> <p>wide</p> <hr/>

Name _____



Say the name of each picture. If the picture belongs in the -ide family and rhymes with ride, add -ide to finish writing the word.



br



ch



r




ch



pr



sl



gl



s



f

Name _____



Look at the picture in each box. Circle the word that matches the picture. Write the word on the lines.

1.




slide
slate

2.



bride
bridge

3.




ride
rude

4.




hood
hide

5.




glide
glade


X's and O's



Directions for teacher/parent: Students circle each picture that ends with the *-ide* rime. They make an x on each picture that does not end with the *-ide* rime.

More X's and O's





















Directions to teacher/parent: Students circle each picture that ends with the *-ide* rime and write the word in the box. If the picture does not end with the *-ide* rime, students make an x over the picture.

Cloze the Gap! (ide)



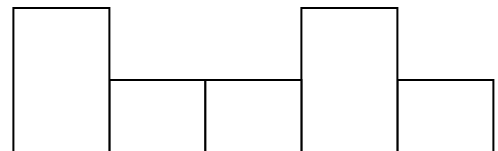
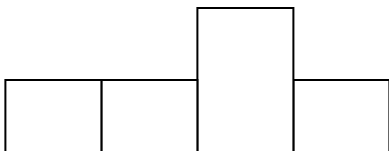
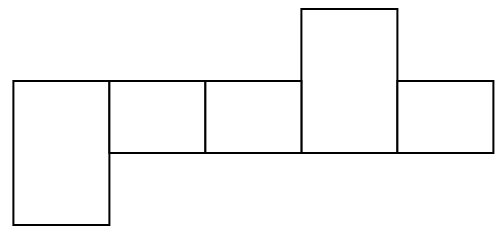
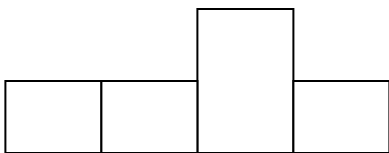
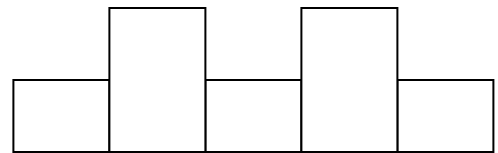
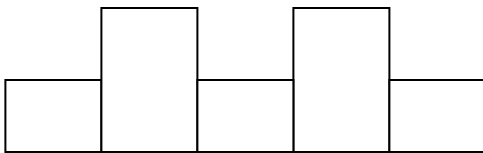
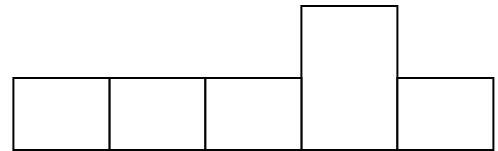
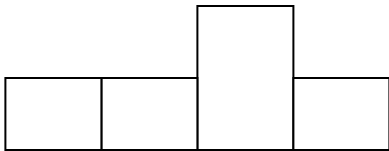
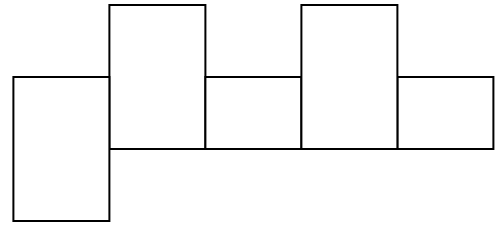
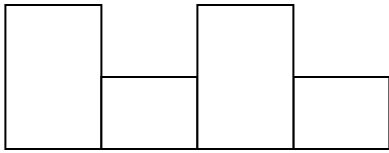
Read the following sentences, saying the word "slide" when you come to a blank space. Use words from the *ide* family to fill in the blanks and make sense. Reread your sentences to double check your choices! One word is used twice!

1. Let's play _____ and seek.
2. I like to sit _____ my best friend at school.
3. We dug a hole that was deep and _____.
4. Can we go down the _____ at recess?
5. The _____ wore a beautiful dress.
6. My dad likes to _____ his dirt bike at the desert.
7. I put my homework _____ my backpack.
8. On sunny days we can play _____.
9. I can't _____ which one I want.
10. Our class had to _____ into teams for kickball.
11. The coach told the player to _____ into home base.

Word Bank

wide	slide	divide	bride	inside
hide	ride	beside	decide	outside

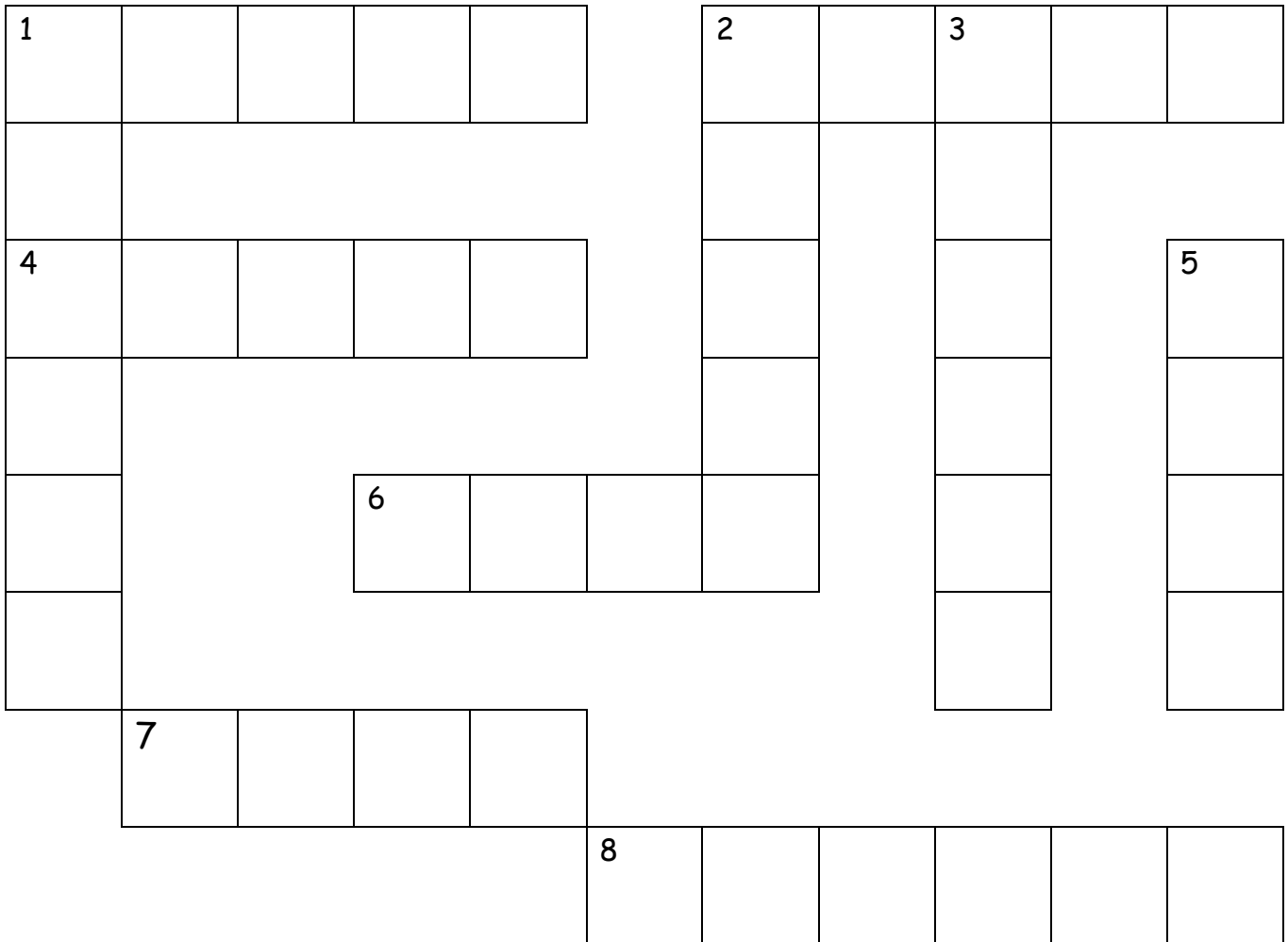
Configuration Station (ide)



Word Bank			
side	snide	glide	bride
ride	wide	pride	slide
	hide	chide	



Crossword Puzzle: ide



Across

1. opposite of groom
2. to lead
4. skid or slip
6. opposite of deep
7. keep secret
8. choose

Down

1. next to
2. to coast or fly on the wind
3. opposite of outside
5. opposite of walk

Word Bank

inside
decide

bride
glide

guide
slide

hide
wide

ride
beside

ide Word Search



s	l	i	d	e	a	t	i	d	e
i	f	m	z	y	c	o	n	k	j
d	a	j	k	w	h	i	d	e	f
e	n	o	p	f	i	z	m	a	g
k	m	y	r	v	d	j	b	n	l
f	z	w	i	d	e	k	e	o	i
a	j	n	d	m	f	y	s	k	d
r	i	d	e	a	g	u	i	d	e
k	y	f	j	w	z	n	d	m	a
a	o	u	t	s	i	d	e	j	f

side
wide
outside

hide
guide
slide

glide
ride

pride
tide

chide
beside

Score With Scrabble!

SCORE

B ₃	R ₁	I ₁	D ₂	E ₁	
C ₃	H ₄	I ₁	D ₂	E ₁	
G ₂	L ₁	I ₁	D ₂	E ₁	
W ₄	I ₁	D ₂	E ₁		
G ₂	U ₁	I ₁	D ₂	E ₁	
H ₄	I ₁	D ₂	E ₁		
P ₃	R ₁	I ₁	D ₂	E ₁	
R ₁	I ₁	D ₂	E ₁		
S ₁	I ₁	D ₂	E ₁		
S ₁	L ₁	I ₁	D ₂	E ₁	
T ₁	I ₁	D ₂	E ₁		
Total					



Alphabet Avenue

Place the words below in alphabetical order.

1		7	
2		8	
3		9	
4		10	
5		11	
6		12	

WORD BANK					
side	wide	guide	ride	hide	stride
tide	bride	beside	slide	pride	glide

Name _____


Say the name of each picture. Read the words and circle the word that names the picture. Write the word underneath the picture. Make a picture for the last 2 words.



ride rude



slate slide



glide glade



braid bride



parade pride



dried decide



hide hair

guide

wide

ide Partner Puzzle

slide



ride




tide



wide



glide



bride



slide



slide




slide



ride



ride



pride



pride



wide



tide



bride




glide



decide



hide



ide Words and Pictures for Sorts and Stuff

-ide Pictures and Words



-ide Pictures and Words

slide

-ide Pictures and Words



-ide Pictures and Words

slide

-ide Pictures and Words



-ide Pictures and Words

slide

-ide Pictures and Words



-ide Pictures and Words

ride

ide Words and Pictures for Sorts and Stuff

-ide Pictures and Words



-ide Pictures and Words

ride

-ide Pictures and Words



-ide Pictures and Words

pride

-ide Pictures and Words



-ide Pictures and Words

pride

-ide Pictures and Words



-ide Pictures and Words

wide

ide Words and Pictures for Sorts and Stuff

-ide Pictures and Words



-ide Pictures and Words

tide

-ide Pictures and Words



-ide Pictures and Words

bride

-ide Pictures and Words



-ide Pictures and Words

glide

--ide Pictures and Words



-ide Pictures and Words

decide

ide Family Word Slide

_____ ide



ide Family Word Slide
(Sound Blending)

Print on vellum, cut, and laminate for durability. Cut the top and bottom slits to the left of the rime chunk for the slide. Model proper use for students: blending to form and say new words.

br

gl

w

h

pr

r



s






sl

str

t



What's it Worth? (ide)

			i 1	d 2	e 3	
						
						
						
						

i 1	i 1
--------	--------

i 1	i 1
--------	--------

d 2	d 2
--------	--------

d 2	d 2
--------	--------

e 3	e 3
--------	--------

r 2

t 5

s 4

h 6

g 4

l 4

l 4

e 3

e 3



My ide Book



My ide Book



____ide

____ide

____ide

____ide

____ide

____ide