



-ice Word Family List

dice

slice

advice

ice

spice

device

lice

splice

entice

mice

twice

sacrifice

nice

price


rice

Name _____



ice Cut and Paste

rice		ice	
dice		mice	
slice		nice	
advice		ice	



Name _____



ice See, Say, Spell and Write

Two dice, one slightly behind the other, showing different faces.	<hr/> <hr/> <hr/> <hr/>
A bowl of white rice with a shadow underneath, and a pair of chopsticks resting on the table in front of it.	<hr/> <hr/> <hr/> <hr/>
A cartoon mouse wearing glasses and a striped shirt, sitting and reading a book.	<hr/> <hr/> <hr/> <hr/>
Two cartoon mice standing side-by-side, looking towards the left.	<hr/> <hr/> <hr/> <hr/>
A cartoon man with a large nose and glasses, sitting at a desk with a typewriter and a computer monitor.	<hr/> <hr/> <hr/> <hr/>
	<hr/> <p>price</p> <hr/>

Name _____




Say the name of each picture. If the picture belongs in the -ice family and rhymes with ride, add -ice to finish writing the word.





n




d



tr



pr




m



r



tr



s

Name _____




Look at the picture in each box. Circle the word that matches the picture. Write the word on the lines.

1.




ice
into

2.




ride
rice

3.




dice
done

4.






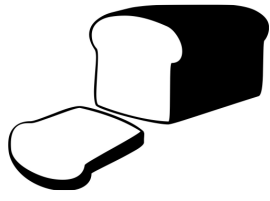








more
mice

5.




slice
slick


X's and O's


		
		
		
		


Directions for teacher/parent: Students circle each picture that ends with the *-ice* rime. They make an x on each picture that does not end with the *-ice* rime.

More X's and O's




















Directions to teacher/parent: Students circle each picture that ends with the *-ice* rime and write the word in the box. If the picture does not end with the *-ice* rime, students make an x over the picture.

Cloze the Gap! (ice)



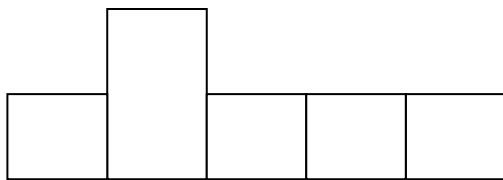
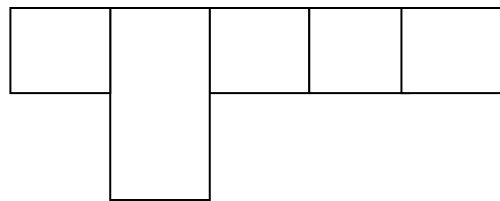
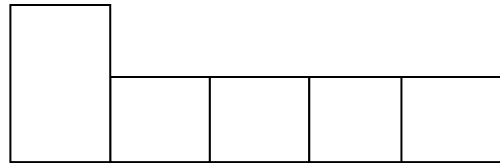

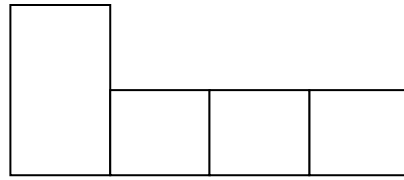
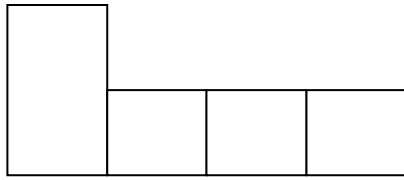
Read the following sentences, saying the word "nice" when you come to a blank space. Use words from the *ice* family to fill in the blanks and make sense. Reread your sentences to double check your choices! Some words may be used twice.

1. It's your turn to roll the _____.
2. Mom, will you put _____ in my drink, please?
3. Our teacher has three pet _____ in a cage.
4. Are little girls made of sugar and _____?
5. Dad used a sharp knife to _____ the turkey.
6. The _____ tag tells you how much it costs.
7. My teacher says it's not _____ to tease someone.
8. Grandma cooks _____ and beans together.
9. Two times means _____.
10. Friends can give you good _____.
11. Does Santa really know who is naughty or _____?

Word Bank

nice	dice	slice	ice	spice
mice	price	advice	twice	rice

Configuration Station (ice)



Word Bank

spice	dice	lice	mice
nice	twice	rice	slice
ice			



ice Word Search



s	p	l	i	c	e	b	t	a	r
p	r	i	c	e	f	j	h	g	i
i	a	c	b	g	k	u	r	o	c
c	f	e	j	a	o	m	i	c	e
e	g	k	u	x	d	f	c	b	a
a	j	a	d	v	i	c	e	g	f
g	u	f	b	i	c	a	k	o	j
k	t	w	i	c	e	b	f	g	a
a	b	g	c	e	f	j	u	k	x
n	i	c	e	j	a	g	z	b	f

price
spice
rice

splice
lice
dice

twice
nice
advice

ice
thrice

vice
mice

Score With Scrabble!

SCORE

D ₂	I ₁	C ₃	E ₁		
M ₃	I ₁	C ₃	E ₁		
N ₁	I ₁	C ₃	E ₁		
P ₃	R ₁	I ₁	C ₃	E ₁	
R ₁	I ₁	C ₃	E ₁		
S ₁	L ₁	I ₁	C ₃	E ₁	
T ₁	W ₄	I ₁	C ₃	E ₁	
I ₁	C ₃	E ₁			
A ₁	D ₂	V ₄	I ₁	C ₃	E ₁
D ₂	E ₁	V ₄	I ₁	C ₃	E ₁
S ₁	P ₃	L ₁	I ₁	C ₃	E ₁
Total					



Alphabet Avenue

Place the words below in alphabetical order.

1		7	
2		8	
3		9	
4		10	
5		11	
6		12	

WORD BANK

lice	splice	price	advice	slice	dice
rice	nice	spice	ice	twice	mice

Name _____



Say the name of each picture. Read the words and circle the word that names the picture. Write the word underneath the picture. Make a picture for the last 2 words.



dice

rice



mice




moose



ace

ice




slick

slice



advice

verse



rice

race



niece

nice

price



twice

Simple Sentences (ice)

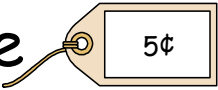

Word Bank
price
rice
ice
slice
twice

Name _____

Read each sentence below, saying the -ice picture names as you read. Rewrite the sentence and change each picture to a word. Illustrate the sentences on the back of your paper.


1. May I have a  of bread and more  ?

2. You get to roll the  twice!

3. What is the  on the  ?

Like Partner Puzzle

dice




rice



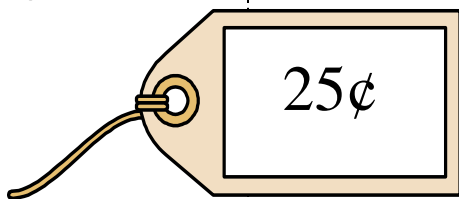
nice




spice




price




slice




mice



dice



spice



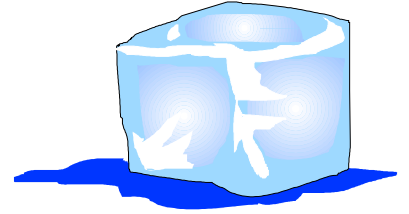
nice



rice



ice



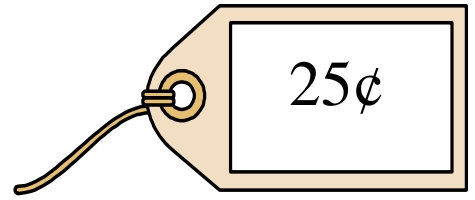
ice




ice



price



slice



advice



advice




entice



ice Words and Pictures for Sorts and Stuff


-ice Pictures and Words



-ice Pictures and Words

mice


-ice Pictures and Words



-ice Pictures and Words

dice

-ice Pictures and Words



-ice Pictures and Words

spice

-ice Pictures and Words



-ice Pictures and Words

nice

ice Words and Pictures for Sorts and Stuff


-ice Pictures and Words



rice

-ice Pictures and Words

-ice Pictures and Words



ice

-ice Pictures and Words

-ice Pictures and Words



ice

-ice Pictures and Words

-ice Pictures and Words



ice

-ice Pictures and Words


-ice Pictures and Words



-ice Pictures and Words

price

-ice Pictures and Words



-ice Pictures and Words

slice

-ice Pictures and Words



-ice Pictures and Words

advice

-ice Pictures and Words



-ice Pictures and Words

advice



entice

ice Family Word Slide

ice



ice Family Word Slide
(Sound Blending)

Print on vellum, cut, and laminate for durability. Cut the top and bottom slits to the left of the rime chunk for the slide. Model proper use for students: blending to form and say new words.

d

l

m

n

pr

r



sl

sp






spl

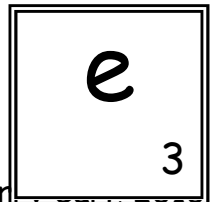
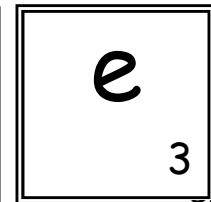
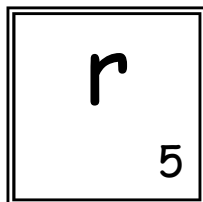


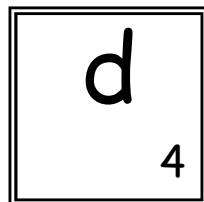
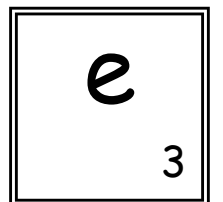
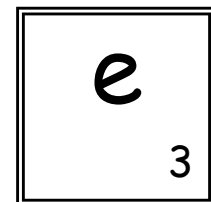
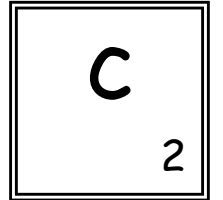
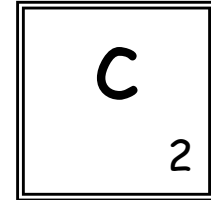
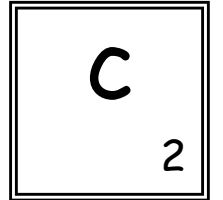
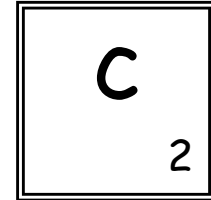
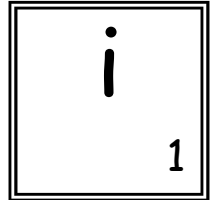
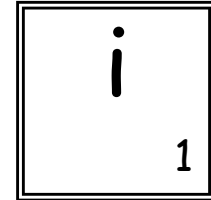
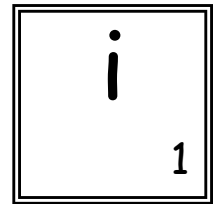
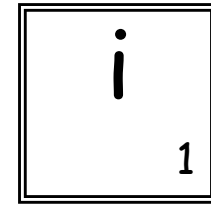
tw



What's it Worth? (ice)

(cut, spell, glue)

			i 1	c 2	e 3	
						
						
						
						





My ice Book



My ice Book



-ice family

___ice ___ice

___ice ___ice

___ice ___ice

___ice ___ice



-ice family

___ice ___ice

___ice ___ice

___ice ___ice

___ice ___ice



_____ ice

_____ ice

_____ ice

_____ ice

_____ ice

_____ ice