



et Family Set

This set includes:

Poster

Worksheets

Stationery

Read and Write

ABC Order

Bookmark

Recording

Configuration

Word Cards

Shape Book

Spell and Write

Penny Push

Mini Book

Cut and Paste

Sorts

Simple Sentences

Scrabble

Word Slide

Word Mat



et Word Family List

bet

pet

fret

set

get

vet

jet

wet

let

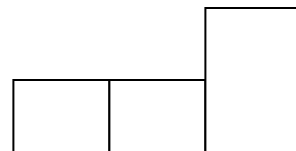
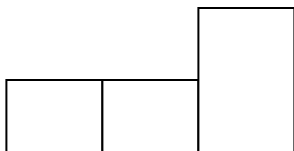
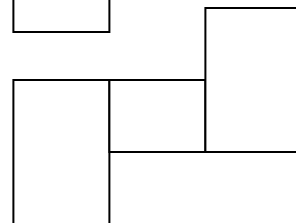
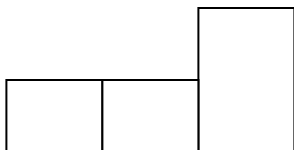
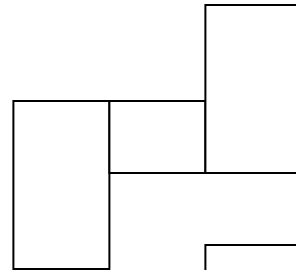
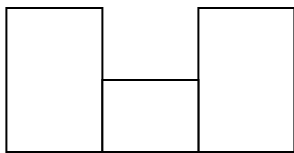
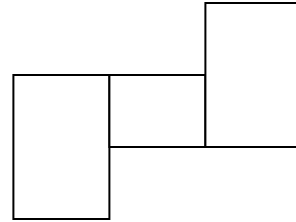
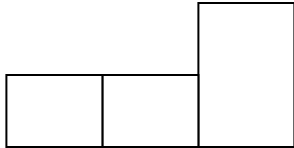
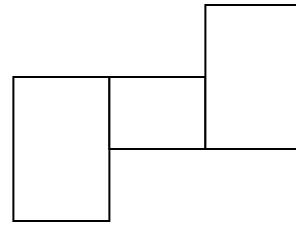
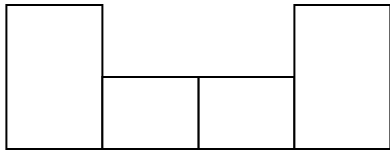
yet

met

forget

net

Configuration Station (et)



Word Bank			
bet	fret	pet	set
jet	get	net	vet
	wet	yet	



Cut and Paste (et)



jet		pet	
net		duet	
set		puppet	
fret		wet	





et: Cloze the Gap!

Read the following sentences, saying the word "puppet" when you come to a blank space. Use words from the -et family to fill in the blanks and make sense. Reread your sentences to double check your choices! Some words may be used twice!

1. We had to take our dog to the _____ .
2. We got very _____ in the rain last night.
3. My dad sings in a barbershop _____.
4. Don't forget to take your fishing _____ to the lake.
5. Will you _____ the table for lunch?
6. We got our cat at the _____ store in the mall.
7. Can we have a _____ show in school?
8. Did you get the ball over the _____ in the game?
9. Are your grandma and grandpa here _____?
10. Don't _____ to bring your lunch to school.
11. What did you _____ for your birthday?
12. Have you _____ the new teacher yet?

Word Bank

wet pet met forget quartet net
net get set vet yet puppet

Say the name of each picture. If the picture belongs in the -et family and rhymes with **puppet**, add -et to finish writing the word.



j



ch




w



n



n



s



v



sh



p

Look at the picture in each box. Circle the word that matches the picture. Write the word on the lines.

1.



puppet
paper

2.



jot
jet

3.




net
not

4.



frost
fret

5.



set
sit

Simple Sentences (et)

Word Bank
jet
vet
wet

Name _____

Read each sentence below, saying the -et picture names as you read. Rewrite the sentence and change each picture to a word. Illustrate the sentences on the back of your paper.

1. The  left at sunset .

2. Bret took his cat to the  .

3. I bet that my dress is still  .

Read and Write (et)



Say the name of each picture. Read the words and circle the word that names the picture. Write the word underneath the picture. Make a picture for the last two words. You may need to use the dictionary.



jot jet



what wet




net not



vet vat



put pet



sat sit



duet dart

get

met


Spell and Write (et)















Score With Scrabble

SCORE

F ₄	O ₁	R ₁	G ₂	E ₁	T ₁		
R ₁	E ₁	G ₂	R ₁	E ₁	T ₁		
P ₃	U ₁	P ₃	P ₃	E ₁	T ₁		
J ₈	E ₁	T ₁					
M ₃	E ₁	T ₁					
R ₁	E ₁	Q ₁₀	U ₁	E ₁	S ₁	T ₁	
U ₁	P ₃	S ₁	E ₁	T ₁			
D ₂	U ₁	E ₁	T ₁				
S ₁	U ₁	N ₁	S ₁	E ₁	T ₁		
V ₄	E ₁	T ₁					
F ₄	R ₁	E ₁	T ₁				
Y ₄	E ₁	T ₁					



Order in the Court!

Place the words below in alphabetical order.

1.	_____	7.	_____
	-----		-----
	_____		_____
2.	_____	8.	_____
	-----		-----
	_____		_____
3.	_____	9.	_____
	-----		-----
	_____		_____
4.	_____	10.	_____
	-----		-----
	_____		_____
5.	_____	11.	_____
	-----		-----
	_____		_____
6.	_____	12.	_____
	-----		-----
	_____		_____

WORD BANK

net get wet set jet met
pet vet fret yet bet forget

et Word Slide

et



et Family Word Slide
(Sound Blending)

Print on vellum, cut, and laminate for durability. Cut the top and bottom slits to the left of the rime chunk for the slide. Model proper use for students: blending to form and say new words.

Cherry Carl, 2008

b

g

j

m

n

s

v



jet



jet




wet



vet




net




net




net



set



pet



pet



fret



duet



quartet



puppet



met



-et Pictures and Words



-et Pictures and Words

jet

-et Pictures and Words



-et Pictures and Words

jet

-et Pictures and Words



-et Pictures and Words

pet

et Pictures and Words



-et Pictures and Words

pet

-et Pictures and Words



-et Pictures and Words

duet

-et Pictures and Words



-et Pictures and Words

wet


-et Pictures and Words



-et Pictures and Words

vet

-et Pictures and Words



-et Pictures and Words

net

-et Pictures and Words



-et Pictures and Words

et


-et Pictures and Words



-et Pictures and Words

net


-et Pictures and Words



-et Pictures and Words

net

-et Pictures and Words



-et Pictures and Words

alphabet

-et Pictures and Words



-et Pictures and Words

puppet

-et Pictures and Words



-et Pictures and Words

met



-et penny push

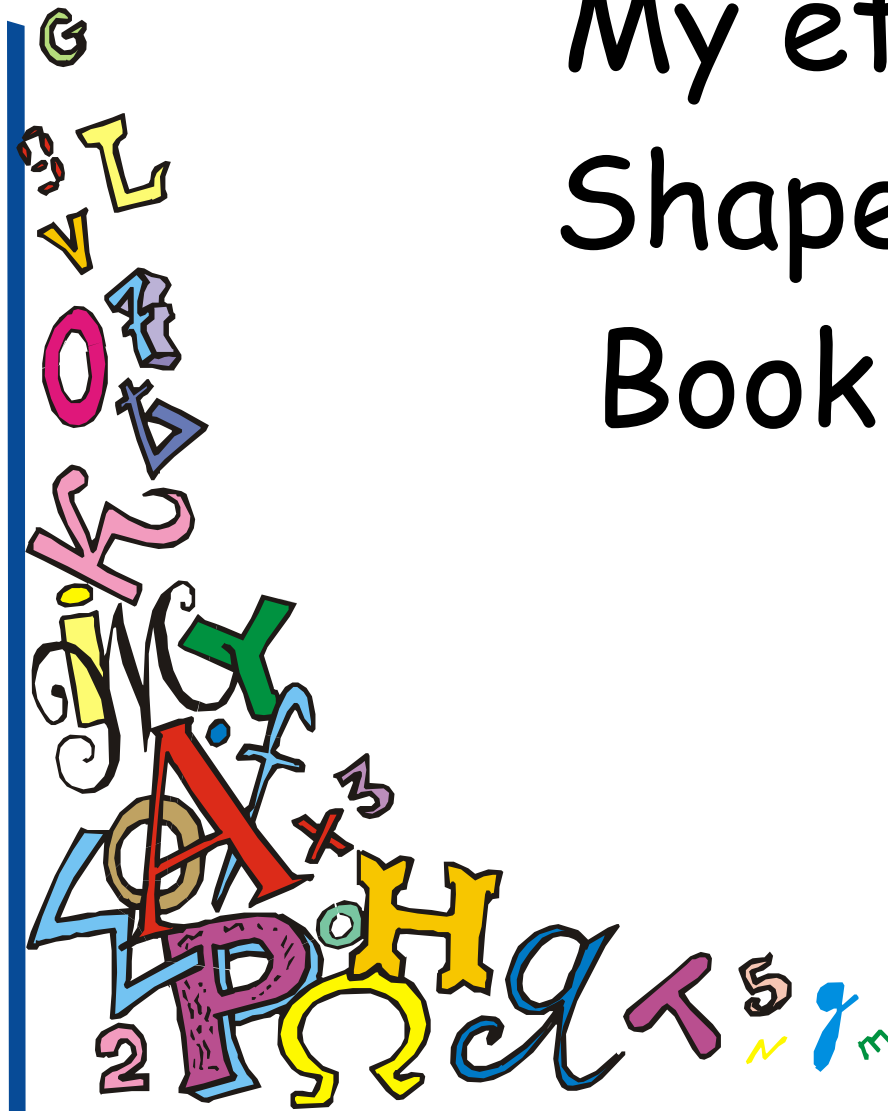




-et penny push



My et Shape Book



et Shape Book

Directions: Duplicate one alphabet shape book for each child in the group. Staple several sheets of white bond behind the alphabet shape, and staple at the left. Allow children time to draw pictures of things that end like alphabet. The teacher can write the correctly spelled under the child's invented spelling. Add the completed book to each child's collection of familiar reading.

Cherry Carl, 2008



bet
fret
get
jet
met
net
pet
set
vet
wet
yet
cadet
duet
forget
upset



bet
fret
get
jet
met
net
pet
set
vet
wet
yet
cadet
duet
forget
upset



bet
fret
get
jet
met
net
pet
set
vet
wet
yet
cadet
duet
forget
upset



My et Book



My et Book



_____ et

_____ et

_____ et

_____ et

_____ et

_____ et



-et family

_____ et _____ et

_____ et _____ et

_____ et _____ et

_____ et _____ et



-et family

_____ et _____ et

_____ et _____ et

_____ et _____ et

_____ et _____ et