



en Family Set

This set includes:

Poster

Worksheets

Stationery

Read and Write

ABC Order

Bookmark

Recording

Configuration

Word Cards

Shape Book

Spell and Write

Penny Push

Mini Book

Cut and Paste

Sorts

Simple Sentences

Scrabble

Word Slide

Word Mat



en Word Family List

Ben

den

glen

hen

men

pen

ten

then

when

wren

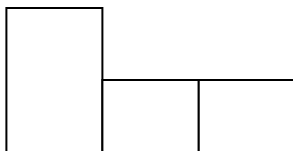
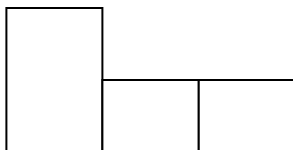
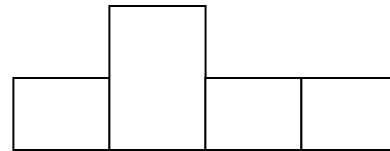
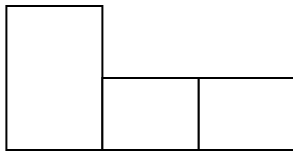
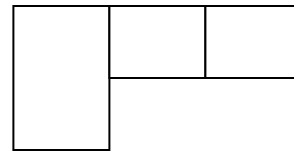
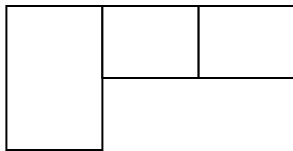
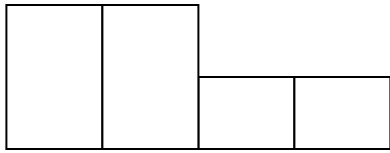
amen

bullpen

pigpen

playpen

Configuration Station (en)



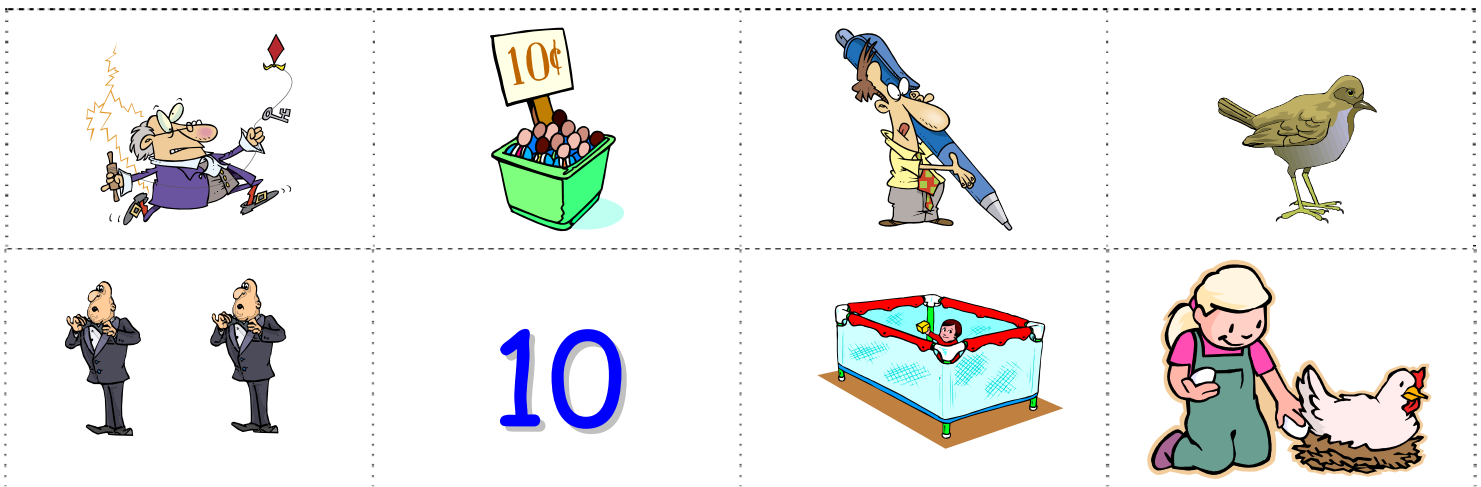
Word Bank			
den	ten	yen	hen
pen	men	amen	then
when			



Cut and Paste (en)



ten		Ben	
men		en	
ten		playpen	
wren		pen	



en: Cloze the Gap!



Read the following sentences, saying the word "en" when you come to a blank space. Use words from the -en family to fill in the blanks and make sense. Reread your sentences to double check your choices!

1. My teacher read The Little Red _____ today.
2. A family room is also called a _____.
3. Little boys grow up to be _____.
4. When my room is messy, Mom calls it a _____!
5. Can you count to _____ and back again?
6. May I borrow your red marking _____?
7. Babies can play safely in a _____.
8. Now and _____ means sometimes.
9. I want to be a teacher _____ I grow up.
10. Big _____ is a clock in London.

Word Bank

men
when
then

Ben
ten
pigpen

Hen
den

pen
playpen

Say the name of each picture. If the picture belongs in the -en family and rhymes with **pen**, add -en to finish writing the word.



B



p



sp

10


t



m



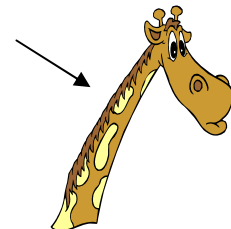
g



wr



t



sc


Look at the picture in each box. Circle the word that matches the picture. Write the word on the lines.

1.




pen
pan

2.




bun
Ben

3.



wren
run

4.



man
men

5.




hen
him


Word Bank
ten
hen
men
playpen

Simple Sentences (en)

Name _____

Read each sentence below, saying the -en picture names as you read. Rewrite the sentence and change each picture to a word. Illustrate the sentences on the back of your paper.

1. Ben has a white  .







2. Baby Gwen is in the  .

3. There were **10**  in the den.

Read and Write (en)









Say the name of each picture. Read the words and circle the word that names the picture. Write the word underneath the picture. Make a picture for the last two words. You may need to use the dictionary.

 <p>tan ten</p> <hr/> <hr/> <hr/>	 <p>Ben bean</p> <hr/> <hr/> <hr/>	 <p>pen pin</p> <hr/> <hr/> <hr/>
 <p>pin playpen</p> <hr/> <hr/> <hr/>	 <p>mean men</p> <hr/> <hr/> <hr/>	 <p>wren when</p> <hr/> <hr/> <hr/>
<p>tin ten</p> <p>10</p> <hr/> <hr/> <hr/>	<hr/> <hr/> <p>den</p> <hr/>	<hr/> <hr/> <p>when</p> <hr/>

Spell and Write (en)



	<hr/> <hr/> <hr/>
	<hr/> <hr/> <hr/>
	<hr/> <hr/> <hr/>
	<hr/> <hr/> <hr/>
	<hr/> <hr/> <hr/>
<p>10</p>	<hr/> <hr/> <hr/>
	<hr/> <hr/> <hr/>

Score With Scrabble

SCORE

B ₃	E ₁	N ₁							
D ₂	E ₁	N ₁							
T ₁	H ₄	E ₁	N ₁						
W ₄	H ₄	E ₁	N ₁						
P ₃	E ₁	N ₁							
P ₃	L ₁	A ₁	Y ₄	P ₃	E ₁	N ₁			
W ₄	R ₁	E ₁	N ₁						
H ₄	E ₁	N ₁							
M ₃	E ₁	N ₁							



Order in the Court!

Place the words below in alphabetical order.

1.	_____	7.	_____
	-----		-----
	_____		_____
2.	_____	8.	_____
	-----		-----
	_____		_____
3.	_____	9.	_____
	-----		-----
	_____		_____
4.	_____	10.	_____
	-----		-----
	_____		_____
5.	_____	11.	_____
	-----		-----
	_____		_____
6.	_____	12.	_____
	-----		-----
	_____		_____

WORD BANK

when
Ben

pen
then


wren
pigpen

ten
playpen

hen men

en Word Slide

en



en Family Word Slide
(Sound Blending)

Print on vellum, cut, and laminate for durability. Cut the top and bottom slits to the left of the rime chunk for the slide. Model proper use for students: blending to form and say new words.

Cherry Carl, 2008

d

h

m

p

t

th


wh



Ben




pen




ten



wren



men



hen



ten

10

-en Pictures and Words



-en Pictures and Words

pen


-en Pictures and Words



-en Pictures and Words

Ben


-en Pictures and Words



-en Pictures and Words

wren

en Pictures and Words



-en Pictures and Words

men


-en Pictures and Words



-en Pictures and Words

hen

-en Pictures and Words



-en Pictures and Words

playpen

-en Pictures and Words


10

-en Pictures and Words

ten



-en penny push




Cherry Carl, 2008



-en penny push

10




en Shape Book

Directions: Duplicate one pen shape book for each child in the group. Staple several sheets of white bond behind the pen shape, staple on the left or bind with a ring. Allow children time to draw pictures of things that end like pen. The teacher can write the correctly spelled under the child's invented spelling. Add the completed book to each child's collection of familiar reading.



den
hen
men
pen
ten
then
when
amen
bullpen
pigpen
playpen



den
hen
men
pen
ten
then
when
amen
bullpen
pigpen
playpen



den
hen
men
pen
ten
then
when
amen
bullpen
pigpen
playpen



My en Book



My en Book

en Stationery



Ben, den, hen, men, pen, ten, then, when, yen,
amen, pigpen, playpen, kitten, mitten, written

Write sentences or a story with -en words of your choice.

Handwriting practice lines consisting of solid top and bottom lines with a dashed middle line. There are five sets of these lines provided for writing.



_____ en

_____ en

_____ en

_____ en

_____ en

_____ en



-en family

_____en _____en

_____en _____en

_____en _____en

_____en _____en



-en family

_____en _____en

_____en _____en

_____en _____en

_____en _____en