

The own Family



by Cherry Carl
Artwork: ©Toonaday.com
Toonclipart.com



-own Word Family List

br**own**

dr**own**

cl**own***

fr**own**

cr**own**

g**own**

d**own**

t**own**

Cinderella Went to Town (own)

(Tune: Yankee Doodle)

Cinderella went to town,
showing off her brand new gown.
She wore her special golden crown,
so why does Cinderella frown?!



Do You See Me Sliding Down? (own)

(Tune: London Bridges)

Do you see me sliding down,
down, down, down
to the ground?

Do you see me sliding down,
on the playground?

I climb the stairs and slide again,
slide again
to the ground.

I climb the stairs and slide right down,
on the playground!



Boom Town! (own)

(Tune: Baa, Baa, Black Sheep)

Fetch the water from the brook,
do the mending, clean and cook!

Find a skillet, bake a pie.

Earn some coins when miners buy!

Build a business, take your pick.

Our boom town's growing, quick, quick, quick!

Cowboys stopped to rest a spell
and found our boom town's really well!

Stables, stores, a schoolhouse, too,
that's the way our boom town grew!

Build a business, take your pick.

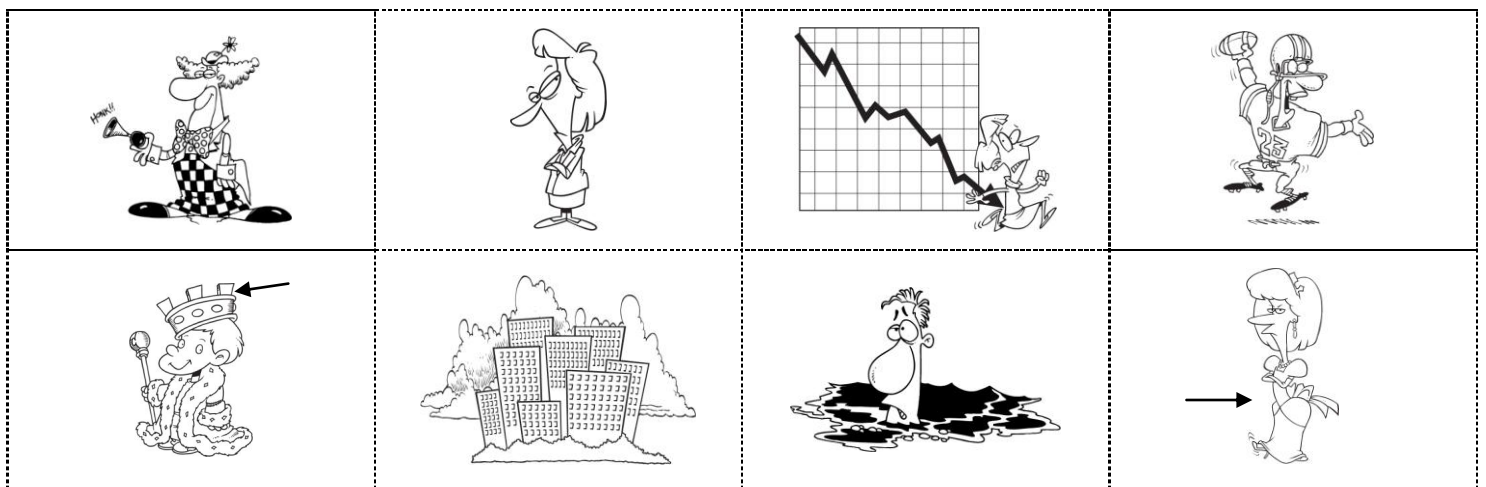
Our boom town's growing, quick, quick, quick!



Cut and Paste: own



| | | | |
|-----------|--|-------|--|
| down | | crown | |
| town | | frown | |
| clown | | drown | |
| touchdown | | gown | |




See, Say, Spell and Write



Handwriting practice lines consisting of a solid top line, a dashed middle line, and a solid bottom line.



Handwriting practice lines consisting of a solid top line, a dashed middle line, and a solid bottom line.



Handwriting practice lines consisting of a solid top line, a dashed middle line, and a solid bottom line.



Handwriting practice lines consisting of a solid top line, a dashed middle line, and a solid bottom line.



Handwriting practice lines consisting of a solid top line, a dashed middle line, and a solid bottom line.

brown

Finish and Write



Say the name of each picture. If the picture belongs in the -own family and rhymes with clown, add -own to finish writing the word.



cl



ch



t




pl



fr



b



d



s



cr

Circle and Write



Look at the picture in each box. Circle the word that matches the picture. Write the word on the lines.

1.



clown
cloud

2.



frame
frown

3.



down
dawn

4.



crayon
crown

5.



drown
drawn

More Circle and Write




Say the name of each picture. Read the words and circle the word that names the picture. Write the word underneath the picture. Make a picture for the last word.



clown clean



frame frown




down dawn



crayon crown



drown dream



team town















brown brain

gown

X's and O's












| | | |
|---|---|---|
|  |  |  |
|  |  |  |
|  |  |  |
|  |  |  |

Directions for teacher/parent: Students circle each picture that ends with the *-own* rime. They make an x on each picture that does not end with the *-own* rime.

More X's and O's



| | | |
|--|--|--|
|  _____ ----- _____ |  _____ ----- _____ |  _____ ----- _____ |
|  _____ ----- _____ |  _____ ----- _____ |  _____ ----- _____ |
|  _____ ----- _____ |  _____ ----- _____ |  _____ ----- _____ |

Directions to teacher/parent: Students circle each picture that ends with the *-own* rime and write the word in the box. If the picture does not end with the *-own* rime, students make an x over the picture.

Cloze the Gap! (own)



Read the following sentences, saying the word "clown" when you come to a blank space. Use words from the *own* family to fill in the blanks and make sense. Reread your sentences to double check your choices! Some words are used twice.

1. A circus _____ can make us laugh!
2. My new puppy is a chocolate _____ lab.
3. Kings and queens wear a fancy _____ .
4. Up is the opposite of the word _____.
5. Some people _____ when they are thinking hard.
6. Cinderella wore a pretty _____ to the ball.
7. Loud music can _____ out other sounds.
8. The storm knocked _____ some trees last night.
9. My grandma is coming to _____ for a visit.
10. Our teacher told us not to _____ around on the bus.
11. A _____ is smaller than a city.

Word Bank

gown

town

frown

down

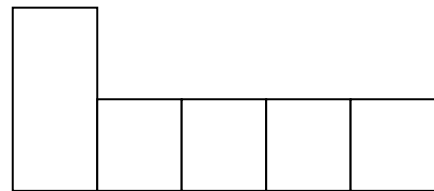
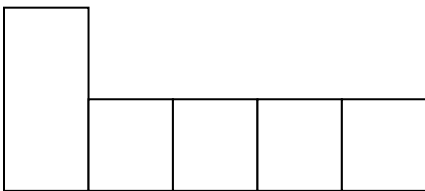
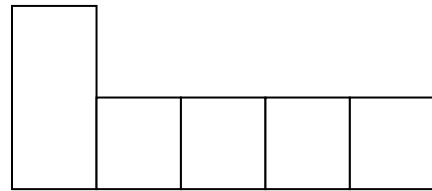
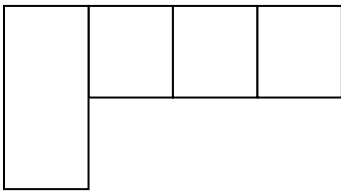

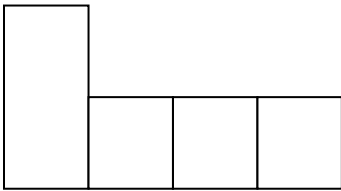
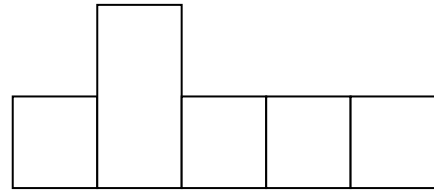
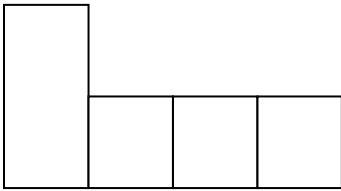
crown

brown

clown

drown

Configuration Station (own)



Word Bank

gown

town

frown

down

crown

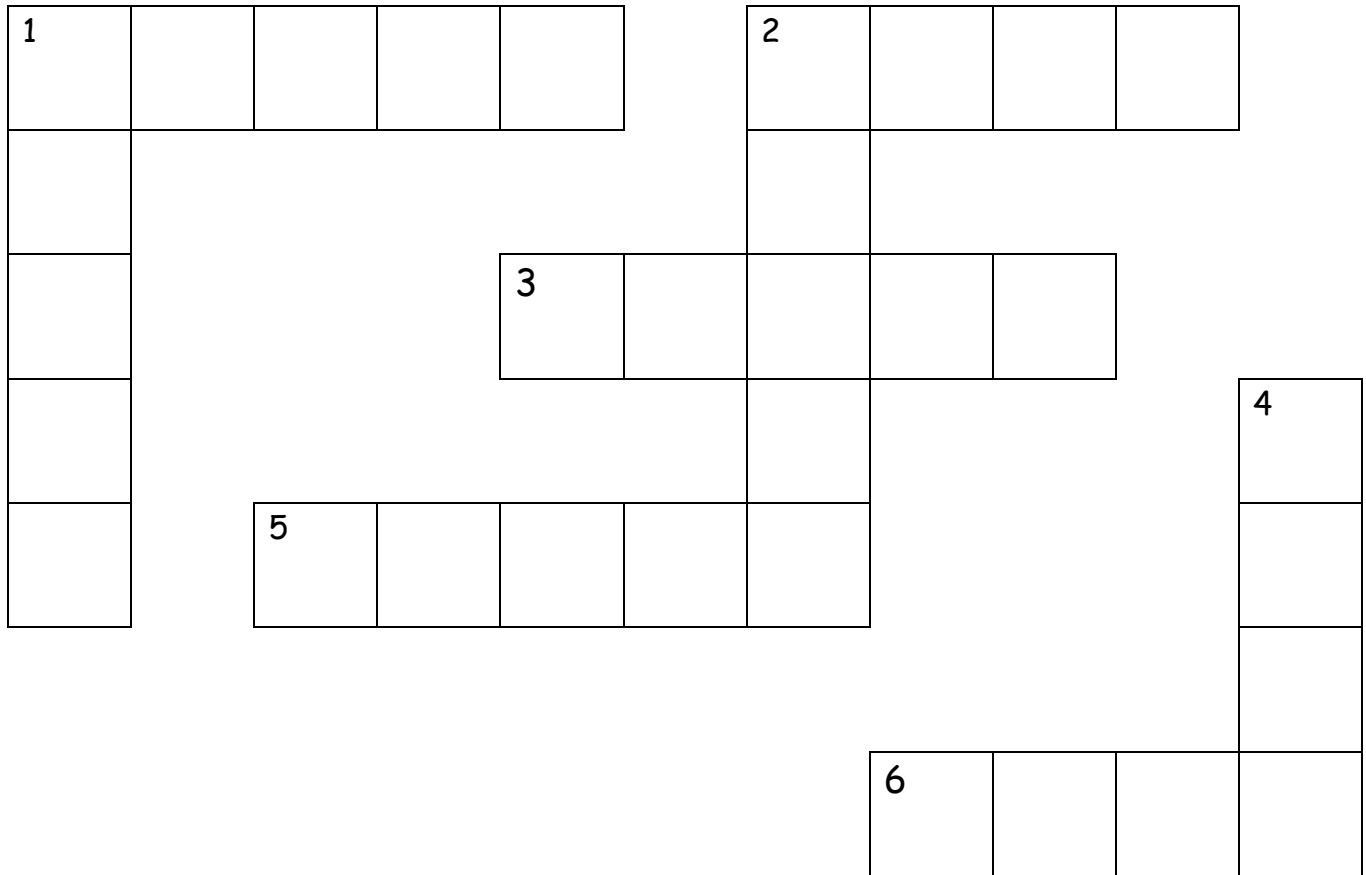
brown

clown

drown



Crossword Puzzle: own



Across

1. a funny circus person
2. opposite of up
3. opposite of smile
5. a dark chocolate color
6. an area where people live and work

Down

1. a fancy royal head covering
2. to die in water
4. a fancy dress

Word Bank

gown
crown

town
brown

frown
clown

down
drown

own Word Search



| | | | | | | | | | |
|---|---|---|---|---|---|---|---|---|---|
| c | l | o | w | n | e | c | i | h | a |
| a | i | h | k | m | p | r | z | e | j |
| e | t | o | w | n | a | o | m | k | i |
| h | j | m | z | e | i | w | v | y | p |
| i | k | d | r | o | w | n | j | a | e |
| a | e | o | p | h | i | k | z | g | m |
| j | m | w | y | a | v | q | s | o | h |
| h | z | n | k | j | e | m | p | w | a |
| e | p | a | h | f | r | o | w | n | i |
| b | r | o | w | n | i | a | h | j | e |

gown
crown

town
brown

frown
clown

down
drown

Score With Scrabble!

SCORE

| | | | | | | | |
|----------------|----------------|----------------|----------------|----------------|----------------|----------------|----------------|
| B ₃ | R ₁ | O ₁ | W ₄ | N ₁ | | | |
| C ₃ | L ₁ | O ₁ | W ₄ | N ₁ | | | |
| C ₃ | R ₁ | O ₁ | W ₄ | N ₁ | | | |
| D ₂ | R ₁ | O ₁ | W ₄ | N ₁ | | | |
| F ₄ | R ₁ | O ₁ | W ₄ | N ₁ | | | |
| G ₂ | O ₁ | W ₄ | N ₁ | | | | |
| D ₂ | O ₁ | W ₄ | N ₁ | | | | |
| T ₁ | O ₁ | W ₄ | N ₁ | | | | |
| H ₄ | O ₁ | E ₁ | D ₂ | O ₁ | W ₄ | N ₁ | |
| B ₃ | A ₁ | L ₁ | L ₁ | G ₂ | O ₁ | W ₄ | N ₁ |



Alphabet Avenue

Place the words below in alphabetical order.

| | | | |
|---|--|---|--|
| 1 | | 5 | |
| 2 | | 6 | |
| 3 | | 7 | |
| 4 | | 8 | |

| WORD BANK | | | |
|-----------|-------|-------|-------|
| gown | town | frown | down |
| crown | brown | clown | drown |

Simple Sentences (own)

Word Bank
frown
clown
crown

Name _____

Read each sentence below, saying the -own picture names as you read. Rewrite the sentence and change each picture to a word. Illustrate the sentences on the back of your paper.


1. My friend was a  for Halloween.

2. The president does not wear a  .

3. Why does your mother have a  ?

own Partner Puzzle

town



drown



crown



clown



frown



down



own Word Wall Cards

clown



frown



down



brown




own Word Wall Cards

crow**n**




town



dr**o**wn



g**o**wn



own Words and Pictures for Sorts and Stuff

-own Pictures and Words



-own Pictures and Words

clown

-own Pictures and Words



-own Pictures and Words

frown

-own Pictures and Words



-own Pictures and Words

down

-own Pictures and Words




-own Pictures and Words

crown

own Words and Pictures for Sorts and Stuff


-own Pictures and Words



-own Pictures and Words

town

-own Pictures and Words



-own Pictures and Words

brown


-own Pictures and Words



-own Pictures and Words

drown

-own Pictures and Words



-own Pictures and Words

gown



touchdown

own Family Word Slide

own



own Family Word Slide
(Sound Blending)

Print on vellum, cut, and laminate for durability. Cut the top and bottom slits to the left of the rime chunk for the slide. Model proper use for students: blending to form and say new words.

br

cl

cr

d

dr







fr

g

t



What's it Worth? (own)

| | | | | | | |
|--|--|--|--------|--------|--------|--|
|  | | | o 1 | w 2 | n 3 | |
|  | | | | | | |
|  | | | | | | |
|  | | | | | | |

| | |
|--------|--------|
| o 1 | o 1 |
| o 1 | o 1 |
| w 2 | w 2 |
| w 2 | w 2 |

| | | | | | | | | |
|--------|--------|--------|--------|--------|--------|--------|--------|--------|
| c 4 | t 4 | r 5 | f 4 | l 5 | c 4 | r 5 | n 3 | n 3 |
|--------|--------|--------|--------|--------|--------|--------|--------|--------|



My -own Book



My -own Book



_____ own

_____ own

_____ own

_____ own

_____ own

_____ own